

SPECIFICATIONS

1550nm Wide Band Superluminescent LED

DL-CS5169A-FP-T20

The information contained in these documents is confidential, privileged and it may not be reproduced in whole, or in part, nor may any of the information contained therein be disclosed without the prior consent from DenseLight in writing.

DenseLight reserves the right to make product design or specifications changes without notice.

A. PRODUCT DESCRIPTION

The DenseLight DL-CS5169A-FP-T20 series is a broadband SLED that operates in a true inherent superluminescent mode. This superluminescent property generates broader band at higher drive currents in contrast to other conventional SLEDs which are ASE-based, where high drive tends to give narrower band. Its low coherence reduces Rayleigh backscattering noise. Coupled with high power and large spectral width, it offsets photoreceiver noise and improves spatial resolution (in OCT) and measurand sensitivity (in sensors). The SLED is available in 14-pin BTF package. It is compliance with the requirements of Bellcore Document GR-468-CORE.

Enabled by DensePIC™ spread spectra bandgap engineering technology, future generations of DenseLight SLEDs promise higher chip powers (up to 50mW possible), and broader spectral bands (beyond 120nm). Higher levels of integration may feature integrated SLEDs with phase modulators, optical couplers and photodetectors into a complete optical sensor chipset.

For responsive prototyping enquiries please email: info@denselight.com

B. FEATURES

- Ex-fiber output power of >16mW
- 3dB bandwidth of >80nm
- Spectral modulation of <0.5dB
- 14-pin BTF package
- PM fiber

C. APPLICATIONS

- Fiber Optic Gyroscope
- Optical Test Instrument
- Fiber Optic Sensors
- Fiber Optic Communications
- Optical Coherence Tomography
- Biomedical Imaging Device
- Clinical Healing Equipment

The information contained in these documents is confidential, privileged and it may not be reproduced in whole, or in part, nor may any of the information contained therein be disclosed without the prior consent from DenseLight in writing.

DenseLight reserves the right to make product design or specifications changes without notice.

D. ABSOLUTE MAXIMUM RATINGS

Parameter	Symbol	Condition	Min	Max	Unit
Reverse voltage	V_R	-	-	2	V
Forward current	I_F	-	-	550	mA
Forward voltage	V_F	I_{op}	-	3.0	V
Case temperature	T_c	I_{op}	-20	65	°C
SLED temperature ¹	T_{SLED}	I_{op}	0	70	°C
Thermoelectric cooler voltage	V_{TEC}	-	-	3.56	V
Thermoelectric cooler current	I_{TEC}	-	-	2.6	A
Storage temperature	T_{stg}	Unbiased	-40	85	°C
Storage humidity		-	5	85	%RH
Electro static discharge (ESD)	V_{ESD}	Human body model	-	500	V
Lead soldering temperature	S_{temp}	-	-	260	°C
Lead soldering time	S_{time}	-	-	10	sec

E. SPECIFICATIONS ($T_{SLED} = 20\text{ °C}$)

Parameter	Symbol	Condition	Min	Typ	Max	Unit
Operating current	I_{op}	-	-	-	500	mA
Forward voltage	V_F	I_{op}	-	-	2.5	V
Power in PMF	P_o	I_{op}	16	-	-	mW
Central wavelength	λ	I_{op}	1530	1550	1570	nm
Bandwidth	B_{FWHM}	I_{op}	80	-	-	nm
Spectrum modulation	R	I_{op}	-	-	0.5	dB
Polarization extinction ratio	PER	I_{op}	12	-	-	dB
Monitor PD Current	I_{pd}	I_{op}	0.1	-	-	mA
Monitor PD Bias Voltage	V_{pd}		-	-5	-	V
Monitor PD Dark Current	$I_{pd-dark}$		-	-	10	nA
Thermistor resistance	R_{therm}	$T = 20\text{ °C}$	11.9	12.4	12.9	k Ω
Thermoelectric cooler voltage	V_{TEC}	I_{op}	-	-	2.8	V
Thermoelectric cooler current	I_{TEC}	I_{op}	-	-	1.4	A

¹ T_{SLED} is monitored by internal thermistor with external pin out.

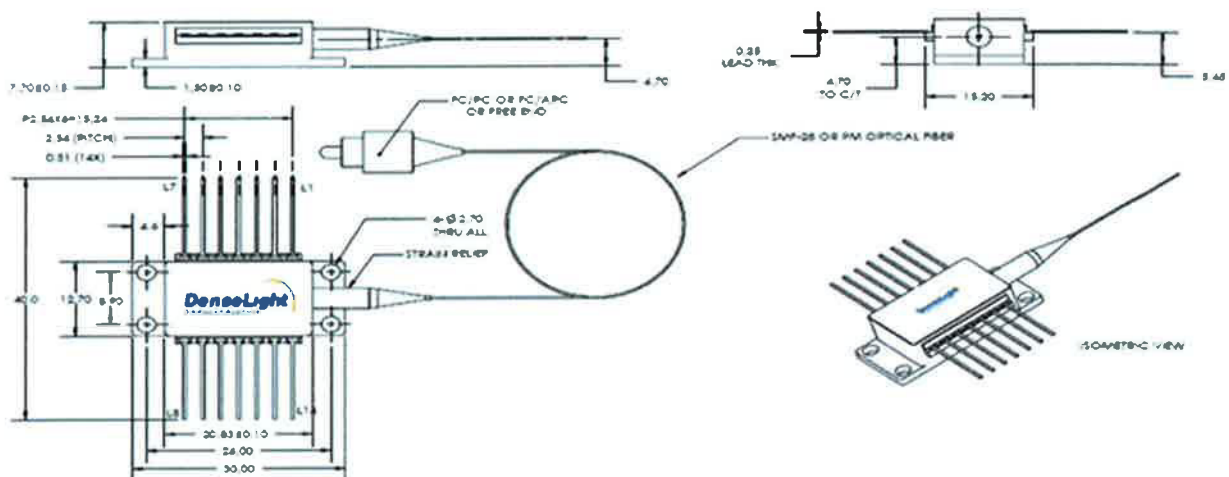
The information contained in these documents is confidential, privileged and it may not be reproduced in whole, or in part, nor may any of the information contained therein be disclosed without the prior consent from DenseLight in writing.

DenseLight reserves the right to make product design or specifications changes without notice.

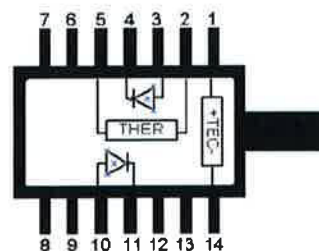
F. PACKAGE

BTF package

Part	Description
Package type	BTF
Fiber:	PM Panda
MFD	10.5 μ m
Cladding diameter	125 μ m
Coating diameter	245 μ m
Fiber pigtail length	1m
Fiber bending radius	>40mm
Connector	FC/APC
Dimensions	See figure



Pin Assignment	
1	TEC (+)
2	THERMISTOR
3	PD ANODE
4	PD CATHODE
5	THERMISTOR
6	--
7	--
8	--
9	--
10	DIODE ANODE (+)
11	DIODE CATHODE (-)
12	--
13	CASE
14	TEC (-)

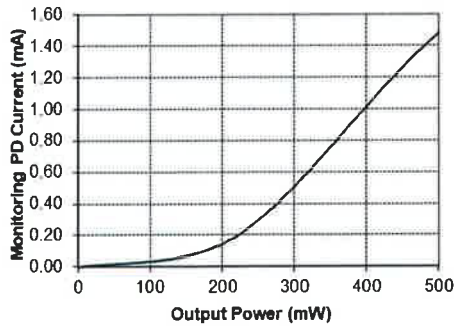
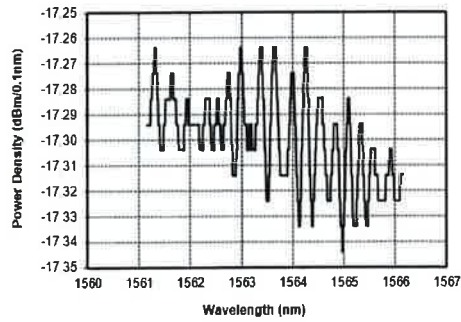
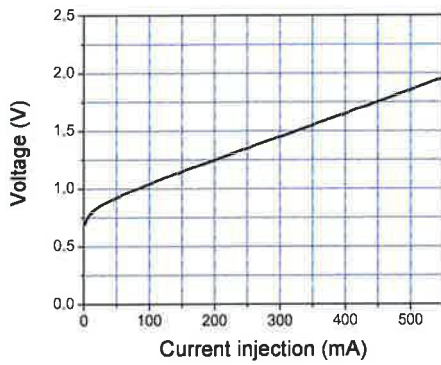
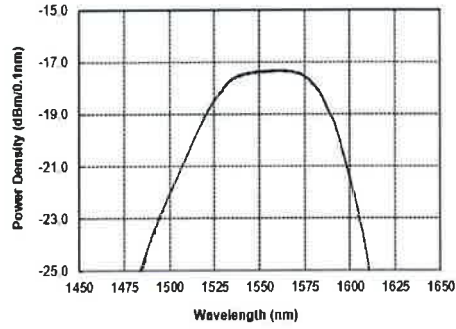
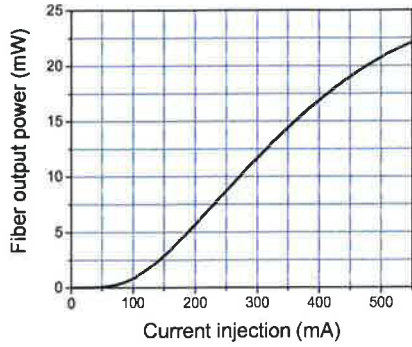


The information contained in these documents is confidential, privileged and it may not be reproduced in whole, or in part, nor may any of the information contained therein be disclosed without the prior consent from DenseLight in writing.

DenseLight reserves the right to make product design or specifications changes without notice.

G. TYPICAL PERFORMANCE CHARACTERISTICS

Operating condition: $T_{SLED} = 20\text{ }^{\circ}\text{C}$



The information contained in these documents is confidential, privileged and it may not be reproduced in whole, or in part, nor may any of the information contained therein be disclosed without the prior consent from DenseLight in writing.

DenseLight reserves the right to make product design or specifications changes without notice.

H. DISCLAIMER FOR CUSTOMER SPECIFIC APPLICATIONS

Denselight product is not intended for use other than stated on the application note or as defined in the product specification. The performance of the product should always be tested in the actual application conditions. As our products are used in conditions beyond our control, we cannot assume any liability for damage caused through their use. Users of DenseLight products are solely responsible to thoroughly test and qualify their system and / or application for their intended application and have determined such at their sole discretion. DenseLight cannot assume any liability for the use of our products in conjunctions with other. Customer assumes the sole risk and liability of the product performance other than specified by the product specific data sheet or application notes without DenseLight's specific written consent.

The information contained in these documents is confidential, privileged and it may not be reproduced in whole, or in part, nor may any of the information contained therein be disclosed without the prior consent from DenseLight in writing.
DenseLight reserves the right to make product design or specifications changes without notice.

Product Code: DL-CS5169A-FP-T20
Rev. A

Internal Part #: SLM0087-00-418
Page 6 of 6
QS-PTM-02013-FRM04 Rev. A

Denselight
Semiconductors Pte. Ltd
"ORIGINAL"